



Most West African rhythms derive heavily from 6/8 feels. One popular 6/8 feel (which originated in Cuba) is called the Bembe, originating from the word bembes, which are religious gathering that include drumming, singing and dancing. The real challenge of the Afro-Cuban take on the rhythm is slipping in and out of the two different meter feels. Depending on how you and/or your bandmates are accenting, the Afro-Cuban 6/8 can be felt in 4 or 6.

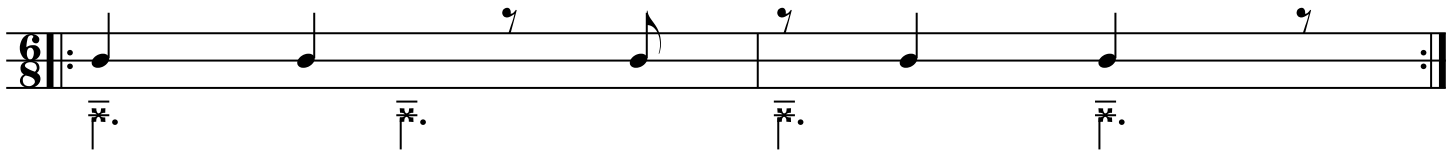
6/8 Clave




6/8 Clave written in Common Time (triplets). Notice that two bar pattern in 6/8 is reduced to a one bar pattern in 4/4



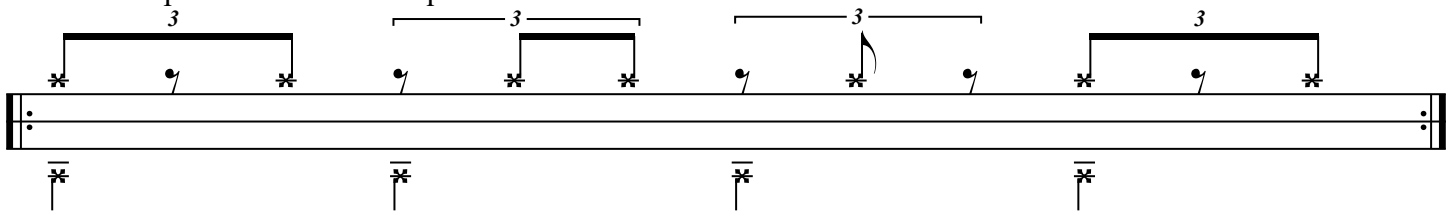
6/8 Clave with the HH playing dotted quarters. Try playing the clave switching your count every two bars from 6/8 time to common time.



6/8 Clave written in Common Time with HH pattern on quarter notes



6/8 Cowbell pattern with HH on quarter notes



Playing quarter notes on the HH helps lock in the bell pattern. See the similarities between this pattern and the 6/8 clave pattern.

Exercise #1 with 6/8 Clave Pattern on the snare drum

Musical notation for Exercise #1, featuring a 6/8 Clave Pattern on the snare drum. The notation consists of a single staff with four measures. Each measure contains a triplet of eighth notes on the snare line, indicated by a bracket with the number '3' above it. The first measure has a triplet of eighth notes. The second measure has a quarter note followed by a triplet of eighth notes. The third measure has a quarter note followed by a triplet of eighth notes. The fourth measure has a triplet of eighth notes. The notation is repeated twice, as indicated by the double bar lines with repeat dots at the end of the staff.

Exercise #2

Musical notation for Exercise #2. The notation consists of a single staff with four measures. Each measure contains a triplet of eighth notes on the snare line, indicated by a bracket with the number '3' above it. The first measure has a triplet of eighth notes. The second measure has a quarter note followed by a triplet of eighth notes. The third measure has a quarter note followed by a triplet of eighth notes. The fourth measure has a triplet of eighth notes. The notation is repeated twice, as indicated by the double bar lines with repeat dots at the end of the staff.

Exercise #3 - Strong quarter note pulse on the bass drum

Musical notation for Exercise #3, featuring a strong quarter note pulse on the bass drum. The notation consists of a single staff with four measures. Each measure contains a triplet of eighth notes on the snare line, indicated by a bracket with the number '3' above it. The first measure has a triplet of eighth notes. The second measure has a quarter note followed by a triplet of eighth notes. The third measure has a quarter note followed by a triplet of eighth notes. The fourth measure has a triplet of eighth notes. The notation is repeated twice, as indicated by the double bar lines with repeat dots at the end of the staff.

Exercise #4 - Tom variation

Musical notation for Exercise #4, featuring a Tom variation. The notation consists of a single staff with four measures. Each measure contains a triplet of eighth notes on the snare line, indicated by a bracket with the number '3' above it. The first measure has a triplet of eighth notes. The second measure has a quarter note followed by a triplet of eighth notes. The third measure has a quarter note followed by a triplet of eighth notes. The fourth measure has a triplet of eighth notes. The notation is repeated twice, as indicated by the double bar lines with repeat dots at the end of the staff.

Exercise #5 - Tom variation with strong quarter note pulse on the bass drum

Musical notation for Exercise #5, featuring a Tom variation with a strong quarter note pulse on the bass drum. The notation consists of a single staff with four measures. Each measure contains a triplet of eighth notes on the snare line, indicated by a bracket with the number '3' above it. The first measure has a triplet of eighth notes. The second measure has a quarter note followed by a triplet of eighth notes. The third measure has a quarter note followed by a triplet of eighth notes. The fourth measure has a triplet of eighth notes. The notation is repeated twice, as indicated by the double bar lines with repeat dots at the end of the staff.

Exercise #6 - Bass Drum Variation

Musical notation for Exercise #6, featuring a Bass Drum Variation. The notation consists of a single staff with four measures. Each measure contains a triplet of eighth notes on the snare line, indicated by a bracket with the number '3' above it. The first measure has a triplet of eighth notes. The second measure has a quarter note followed by a triplet of eighth notes. The third measure has a quarter note followed by a triplet of eighth notes. The fourth measure has a triplet of eighth notes. The notation is repeated twice, as indicated by the double bar lines with repeat dots at the end of the staff.

Half-Time Bembe Grooves

Exercise #1

Page 3

Exercise #1 consists of two staves. The top staff contains four groups of three eighth notes, each marked with a '3' and a bracket. The bottom staff contains four groups of three eighth notes, each marked with a '3' and a bracket. The notes are beamed together in groups of three.

Exercise #2

Exercise #2 consists of two staves. The top staff contains four groups of three eighth notes, each marked with a '3' and a bracket. The bottom staff contains four groups of three eighth notes, each marked with a '3' and a bracket. The notes are beamed together in groups of three.

Exercise #3

Exercise #3 consists of two staves. The top staff contains four groups of three eighth notes, each marked with a '3' and a bracket. The bottom staff contains four groups of three eighth notes, each marked with a '3' and a bracket. The notes are beamed together in groups of three.

Exercise #4

Exercise #4 consists of two staves. The top staff contains four groups of three eighth notes, each marked with a '3' and a bracket. The bottom staff contains four groups of three eighth notes, each marked with a '3' and a bracket. The notes are beamed together in groups of three.

Exercise #5

Exercise #5 consists of two staves. The top staff contains four groups of three eighth notes, each marked with a '3' and a bracket. The bottom staff contains four groups of three eighth notes, each marked with a '3' and a bracket. The notes are beamed together in groups of three.

Exercise #6

Exercise #6 consists of two staves. The top staff contains four groups of three eighth notes, each marked with a '3' and a bracket. The bottom staff contains four groups of three eighth notes, each marked with a '3' and a bracket. The notes are beamed together in groups of three.

Exercise #7

Exercise #7 consists of two staves. The top staff contains four groups of three eighth notes, each marked with a '3' and a bracket. The bottom staff contains four groups of three eighth notes, each marked with a '3' and a bracket. The notes are beamed together in groups of three.