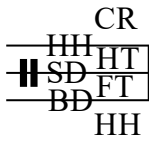


# Fill Exercise in Syncopation PDF Lesson Three



Note: CR (Crash Cymbal), HH (Hi-Hat), HT (High Tom), SD (Snare Drum), FT (Floor Tom)  
 BD (Bass Drum), HH (Hi-Hat - Foot). If you're left handed please reverse the sticking (sorry lefty's)

Lets begin by looking at #1 on Page 60. Notice that all the unaccented notes have a slash - this is known as the "slash method". All unaccented notes are played as double strokes on the Snare Drum (each 16th note becomes a double stroke). Right Handed Accents are played on the Floor Tom and all Left Handed Accents are played on the High Tom.

>

Exercise #1

1 e + a 2 e + a 3 e + a 4 e + a

Exercise #1 with Foot Pattern

Exercise #1 with Rock Beat

Exercise #4

1 e + a 2 e + a 3 e + a 4 e + a

Exercise #4 with Foot Pattern

Exercise #4 with Rock Beats


### Exercise #16

1 e + a 2 e + a 3 e + a 4 e + a



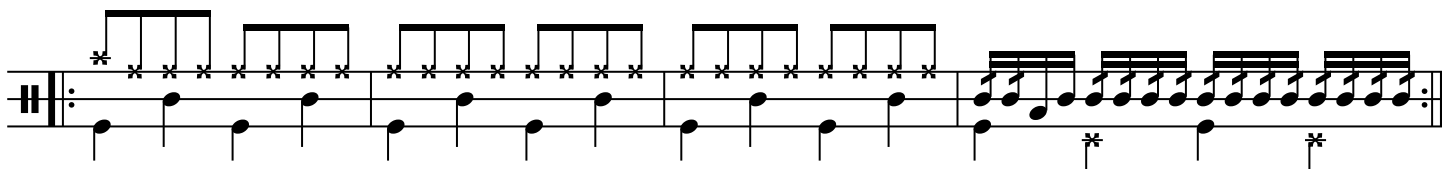
Musical notation for Exercise #16, showing four measures of eighth-note patterns with accents. The notes are grouped in pairs, and each pair is accented. The patterns are: 1. e + a, 2. e + a, 3. e + a, 4. e + a.

### Exercise #16 with Foot Pattern



Musical notation for Exercise #16 with Foot Pattern, showing four measures of eighth-note patterns with foot patterns marked with asterisks. The notes are grouped in pairs, and each pair is accented. The patterns are: 1. e + a, 2. e + a, 3. e + a, 4. e + a.

### Exercise #16 with Rock Beats



Musical notation for Exercise #16 with Rock Beats, showing four measures of eighth-note patterns with rock beats marked with asterisks. The notes are grouped in pairs, and each pair is accented. The patterns are: 1. e + a, 2. e + a, 3. e + a, 4. e + a.

### Exercise #31

1 e + a 2 e + a 3 e + a 4 e + a



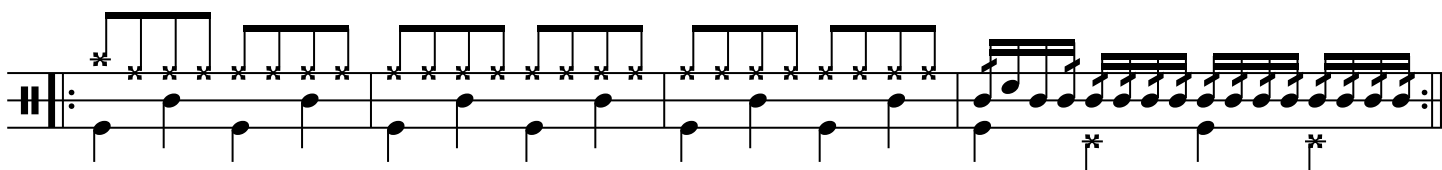
Musical notation for Exercise #31, showing four measures of eighth-note patterns with accents. The notes are grouped in pairs, and each pair is accented. The patterns are: 1. e + a, 2. e + a, 3. e + a, 4. e + a.

### Exercise #31 with Foot Pattern



Musical notation for Exercise #31 with Foot Pattern, showing four measures of eighth-note patterns with foot patterns marked with asterisks. The notes are grouped in pairs, and each pair is accented. The patterns are: 1. e + a, 2. e + a, 3. e + a, 4. e + a.

### Exercise #31 with Rock Beats



Musical notation for Exercise #31 with Rock Beats, showing four measures of eighth-note patterns with rock beats marked with asterisks. The notes are grouped in pairs, and each pair is accented. The patterns are: 1. e + a, 2. e + a, 3. e + a, 4. e + a.

### Exercise #46

1 e + a 2 e + a 3 e + a 4 e + a



Musical notation for Exercise #46, showing four measures of eighth-note patterns with accents. The notes are grouped in pairs, and each pair is accented. The patterns are: 1. e + a, 2. e + a, 3. e + a, 4. e + a.

### Exercise #46 with Foot Pattern



Musical notation for Exercise #46 with Foot Pattern, showing four measures of eighth-note patterns with foot patterns marked with asterisks. The notes are grouped in pairs, and each pair is accented. The patterns are: 1. e + a, 2. e + a, 3. e + a, 4. e + a.

Exercise #46 with Rock Beats

Musical notation for Exercise #46 with Rock Beats. The staff shows a sequence of notes with rhythmic markings above. The first part consists of four groups of six eighth notes, each with an asterisk above. The second part consists of four groups of eighth notes, each with an asterisk below. The piece ends with a double bar line and repeat dots.

Exercise #49

Musical notation for Exercise #49. The staff shows four groups of eighth notes, each with an asterisk below. Above the staff are the labels: 1 e + a, 2 e + a, 3 e + a, 4 e + a.

Exercise #49 with Foot Pattern

Musical notation for Exercise #49 with Foot Pattern. The staff shows four groups of eighth notes, each with an asterisk below.

Exercise #49 with Rock Beats

Musical notation for Exercise #49 with Rock Beats. The staff shows a sequence of notes with rhythmic markings above. The first part consists of four groups of six eighth notes, each with an asterisk above. The second part consists of four groups of eighth notes, each with an asterisk below. The piece ends with a double bar line and repeat dots.

Exercise #68

Musical notation for Exercise #68. The staff shows eight groups of eighth notes, each with an asterisk below. Above the staff are the labels: 1 e + a, 2 e + a, 3 e + a, 4 e + a, 1 e + a, 2 e + a, 3 e + a, 4 e + a.

Exercise #68 with Foot Pattern

Musical notation for Exercise #68 with Foot Pattern. The staff shows eight groups of eighth notes, each with an asterisk below.

Exercise #68 with Rock Beats

Musical notation for Exercise #68 with Rock Beats. The staff shows a sequence of notes with rhythmic markings above. The first part consists of four groups of six eighth notes, each with an asterisk above. The second part consists of four groups of eighth notes, each with an asterisk below. The piece ends with a double bar line and repeat dots.

Exercise #56

Musical notation for Exercise #56. The staff shows four groups of eighth notes, each with an asterisk below. Above the staff are the labels: 1 e + a, 2 e + a, 3 e + a, 4 e + a.

Exercise #56 with Foot Pattern



Exercise #56 with Rock Beats

