

SD

ROLLS



IN THE FOLLOWING EXERCISE YOU WILL BE INTRODUCED TO 5, 6, 7, 9, 13 STROKE ROLLS. SO MANY STUDENTS ARE CONFUSED ON HOW TO PLAY AND COUNT THE FOLLOWING ROLLS. ALL THE FOLLOWING ROLLS CAN BE SUB-DIVIDED INTO 16TH NOTES - IT IS STRONGLY RECOMMENDED THAT ALL STUDENTS COUNT OUTLOUD TO ENSURE THEY ARE COUNTING THE ROLLS PROPERLY.

THERE ARE MANY WAYS TO NOTED DIFFERENT ROLLS - IN EACH ROLL YOU WILL BE SHOWN 3 DIFFERENT WAYS OF NOTATION. PLEASE FAMILIARIZE YOURSELF WITH EACH NOTATION.


5 STROKE ROLL - 1ST POSITION



1 e + 2 e + 3 e + 4 e +
R L R L R L R L R L



1 e + 2 e + 3 e + 4 e +
R R L L R L L R R L L R L L R R L



1 + 2 + 3 + 4 +
R R L L R L R L L R L L

5 STROKE ROLLS - 2ND POSITION



1 + a 2 + a 3 + a 4 + a
R L R L R L R L R L R L



1 + a 2 + a 3 + a 4 + a
R L L R R L R R L L R L L R R L L R R L L



1 + 2 + 3 + 4 +
R L L R R L L R L R

6 STROKE ROLL - FIRST POSITION



1 e + a 2 e + a 3 e + a 4 e + a
 R L R L R L R L R L R L R L R L
 L R L R L R L R L R L R L R L R



1 e + a 2 e + a 3 e + a 4 e + a
 R R L L R L R R L L R L R R L L R L R R L L R L
 L L R R L R L L R R L R L L R R L R L L R R L R



1 + a 2 + a 3 + a 4 + a
 R R L R R L R R L R L R R L R L R L R L
 L L R L L R L L R L L R L L R L L R L L R


6 STROKE ROLL - 2ND POSITION



1 e + a 2 e + a 3 e + a 4 e + a
 R L R L R L R L R L R L R L R L R L
 L R L R L R L R L R L R L R L R L



1 e + a 2 e + a 3 e + a 4 e + a
 R L L R R L R L L R R L R L L R R L R L L R R L
 L R R L L R L L R R L L R L L R R L L R L L R



1 e a 2 e a 3 e a 4 e a
 R L L R R L R L L R R L R L L R R L R L L R R L
 L R R L L R L L R R L L R L L R R L L R L L R

6 STROKE ROLL - 3RD POSITION



1 e + a 2 e + a 3 e + a 4 e + a
 R L R L R L R L R L R L R L R L R L
 L R L R L R L R L R L R L R L R L



1 e + a 2 e + a 3 e + a 4 e + a
 R L R R L L R L R R L L R L R R L L R L R R L L
 L R L L R R L R L L R R L R L L R R L R L L R R



1 e + 2 e + 3 e + 4 e +
 R L R R L R R L R L R R L R L R R L R L R L
 L R R L L R R L L R R L L R R L L R R L L R R


7 STROKE ROLL - 1ST POSITION



1 e + a 2 e + a 3 e + a 4 e + a
 R L R L R L R L R L R L R L R L R L R L
 L R L R L R L R L R L R L R L R L R L R L R



1 e + a 2 e + a 3 e + a 4 e + a
 R R L L R R L R R L L R R L R R L L R R L R R L L R R L
 L L R R L L R L L R R L L R L L R R L L R R L L R R



1 a 2 a 3 a 4 a
 R L R L R L R L R L R L R L R L R L R L
 L R L R L R L R L R L R L R L R L R L R L R

7 STROKE ROLL - 2ND POSITION



1 e + a 2 e + a 3 e + a 4 e + a
 R L R L R L R L R L R L R L R L R L R L
 L R L R L R L R L R L R L R L R L R L R L R



1 e + a 2 e + a 3 e + a 4 e + a
 R L L R R L L R L L R R L L R L L R R L L R L L R R L L
 L R R L L R R L R R L R R L L R R L R R L L R R L L R R

1 e 2 e 3 e 4 e
 R L R L R L R L
 L R L R L R L R

9 STROKE - 1ST POSITION

1 e + a 2 3 e + a 4
 R L R L R L R L
 L R L R L R L R

1 e + a 2 3 e + a 4
 R R L L R R L L R L L R R L

1 2 3 4
 R R L L
 L L R R

9 STROKE ROLL - 2ND POSITION

1 + a 2 e + 3 + a 4 e +
 R L R L R L R L R L R L R L
 L R L R L R L R L R L R L R

1 + a 2 e + 3 + a 4 e +
 R L L R R L L R R L R L L R R L L R R L L R
 L R R L L R R L L R L L R L L R

1 +2 - - - - + - - 3 +4 +
 R L R L R L R L R L R L R L
 L R L R L R L R L R L R L R

13 STROKE ROLL - 1ST POSITION



1 e + a 2 e + 3 e + a 4 e +
 R L R L R L R L R L R L



1 e + a 2 e + 3 e + a 4 e +
 R R L L R R L L R R L L R L L R R L L R R L



1+2 - - - - + 3+4 +
 R R L L

13 STROKE ROLL - 2ND POSITION



1 + a 2 e + a 3 + a 4 e + a
 R L R L R L R L R L R L



1 + a 2 e + a 3 + a 4 e + a
 R L L R R L L R R L L R R L R R L L R R L L



1 +2+ 3 +4+
 R L L R